

The Wisdom Tooth Surgery Service Evaluation pilot

Thank you so much for leading this wisdom tooth service evaluation, which will help prepare the ground for a huge nationwide study over two-months next year (2022).

Introduction	1
Publications.....	1
Certificates of participation	1
Electronic Data capture	1
Study duration	2
Operation Notes.....	2
Weekly recruitment diary	2
Patient surveys.....	2
Study Set-up.....	2
Local Approval.....	2
Registration.....	2
Recruitment	3
Patient Information.....	3
Patient Consent.....	3
The QR code	3
Introduction to REDCap	4
Log-in.....	4
Data entry	4
Contact Saving Faces.....	4
REDCap password changes or account unlock	4
Saving Faces – The Facial Surgery Research Foundation.....	4

Introduction

Publications

We aim to publish articles on the service evaluation and would like you to be a collaborator in these papers.

Certificates of participation will be provided at the end of the service evaluation.

Electronic Data capture

We will be using REDCap, which is hosted on servers within QMUL's Data Safe Haven to provide the study database and surveys.

Study duration

The 3-month recruitment period for your organisation will start on the day that your first patient enters the study. You should approach all your patients for consent during the 3-month recruitment period.

Operation Notes

When you enter your patient data into REDCap, an operation note will be created automatically. This can be cut and pasted into your own electronic notes or other document.

Weekly recruitment diary

We need to collect data on recruitment to inform a power calculation for the planned nationwide study. If patients don't want to give consent to participate in the service evaluation, please ask them to complete the anonymous feedback section on the back of their paper consent forms and use their responses to complete the weekly emails you will receive with the following survey questions.

Recruitment Diary

Please complete the survey below.
Thank you!

1) How many lower 3rd molar patients did you operate on during the last 7 days?
* must provide value

2) How many of the lower 3rd molar patients you operated on were approached for consent?
* must provide value

3) How many of your lower 3rd molar patients agreed to take part in the Service Evaluation?
* must provide value

4) Reasons given for non-consent (if any)
Tick all that apply

- No time to fill out any surveys
- Did not want to share phone number or email
- Lack of understanding study information e.g. English not first language
- Did not think study would be useful
- Concerns about information security
- Patient asked to complete too many surveys
- Questions about study not answered clearly
- Too much effort
- Did not say

Submit

The results of this recruitment survey will be published on a REDCap dashboard that can be accessed by registered users only.

Patient surveys

Patients will complete follow-up surveys 1 month and 9 months after surgery. The surveys will be automatically sent to them by email or text message and should take less than 5 minutes to complete.

Study Set-up

Local Approval

Please contact your Clinical Effectiveness department to find out whether you need local approval to participate in the Service Evaluation. If you need help with your application, contact the study team at: info@nforc.co.uk

Registration

- Complete the [registration form](#) for access to the Redcap database
- For security reasons, registration is not immediate.
- You will receive your registration details and account activation instructions within 4 working days.

Recruitment

Patient Information

- If possible, a copy of the information leaflet should also be sent to the patients with their appointment letter.
- But definitely provide patients with a copy of the [patient information leaflet](#) when they arrive at your department for their surgery.
- Prior to surgery, give patients time to read the information sheet and ask questions about the study.
- It is important to explain that this Service Evaluation will not affect their treatment in anyway.

Patient Consent

Both E-consent and printable consent forms are available

E-consent

- Patients who complete the E-consent will get a copy of both the consent and patient information emailed to them.
- A copy of the consent is also saved on REDCap.
- Each organisation has a site specific QR code that patients can use to access the E-consent form on their phones or tablets.

The QR code and unique link for *organisation name* is below:

Scan the QR Code – The E-consent survey link has been converted into a QR code, which can now be scanned by a device that has an app capable of reading QR codes. Once the QR code below is scanned it should take the respondent directly to the survey in a web browser.

Wisdom Tooth Surgery Service Evaluation E-consent



- Please print the QR code out and display it where patients can access it.
- Or print copies to hand out with the study information sheet

Printable consent forms can be downloaded [here](#).

- Print a batch ready to hand out to patients
- Please keep a signed copy of the consent in your patient notes

Patients who do not want to participate

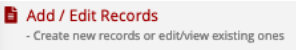
- You can use REDCap to collect anonymous data on these patients. Please follow the [anonymous data collection](#) instructions on page 4.

Introduction to REDCap

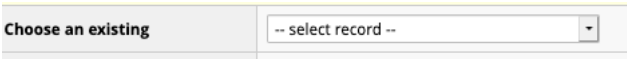

Log-in

Registered users can [log into REDCap](#)

Data entry

Select  from left hand menu

New E-Consent patients

1. Select your patient from list 
2. Select 
3. Select elective or emergency/not elective pathway.

Is this entry for elective removal or a non-elective issue?
* must provide value

Elective
 Non-Elective (e.g. post operative complication, or infection from a third molar)

Edit existing record

Follow steps 1 and 2 above

New patients who have signed paper consent forms

Click 

Follow steps 2 and 3 above.

Anonymous data collection

- After selecting Add New Record, select  from the drop-down list
- **NO PATIENT IDENTIFIERS ARE COLLECTED, SO PLEASE MAKE USE OF THE OPERATION NOTE WHILE YOU KNOW WHO YOUR PATIENT IS!**

Contact Saving Faces at: info@nforc.co.uk Phone: 07487 235438 or 020 3417 7757

REDCap password changes or account [unlock](#)

Saving Faces – The Facial Surgery Research Foundation

Combatting cancer, injury and disfigurement in the most socially important part of our bodies – the face and mouth. Saving Faces is the only charity in the UK dedicated to education to reduce the incidence of facial injuries, disorders and diseases.

We fund and lead research to improve prevention and treatment for all diseases, disorders and disfigurement affecting the mouth and face. Saving Faces runs the world's only National Facial, Oral and Oculoplastic Research Centre (NFORC).

